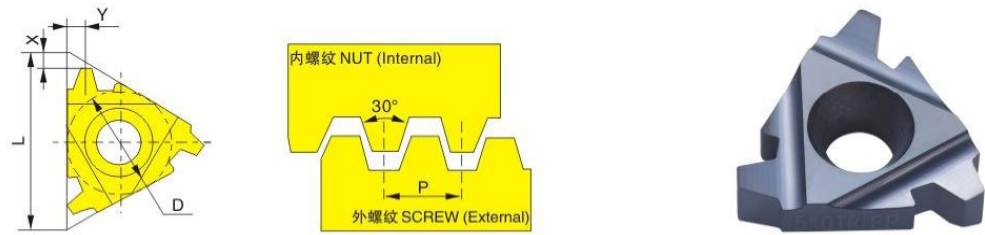


1-5.2 30° 标准梯形螺纹刀片

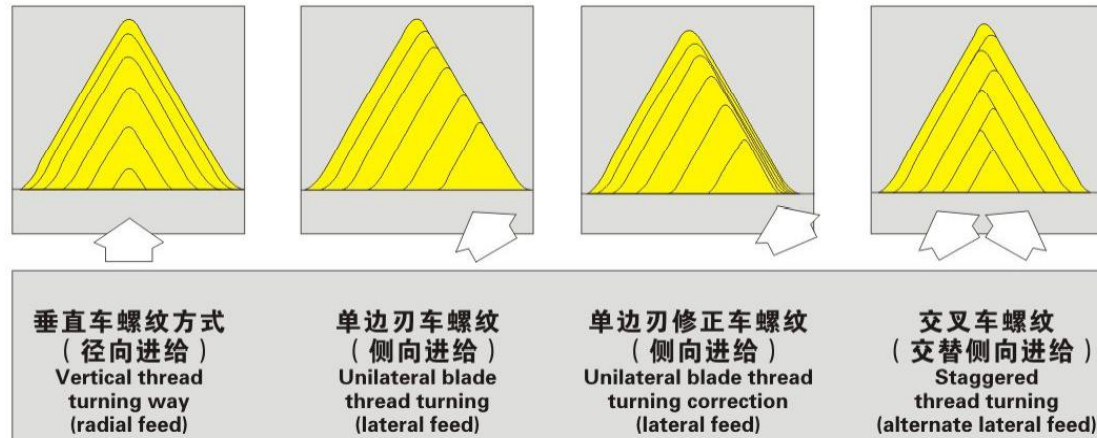
(Trapeze DIN 103)



| | D | 加工螺距Pitch mm | 刀片型号Designation | | 刀片尺寸Dimension | | | |
|-----------------|-----------------|-----------------|--------------------|-------------------|---------------|-----|-----|-----|
| | | | 右旋螺纹 Right hand | 左旋螺纹 Left hand | L | X | Y | |
| 外螺纹 External | 3/8" | 1.5 | 16ER1.5 TR | 16EL1.5 TR | 16 | 1.0 | 1.1 | |
| | | 2.0 | 16ER2 TR | 16EL2 TR | | 1.1 | 1.3 | |
| | | 3.0 | 16ER3 TR | 16EL3 TR | | 1.3 | 1.5 | |
| | 1/2" | 4.0 | 22ER4 TR | 22EL4 TR | 22 | 1.7 | 1.9 | |
| | | 5.0 | 22ER5 TR | 22EL5 TR | | 2.1 | 2.5 | |
| | | 6.0 | 27ER6 TR | 27EL6 TR | | 27 | 2.2 | 2.6 |
| | 7.0 | 27ER7 TR | 27EL7 TR | 2.3 | 2.7 | | | |
| | 内螺纹 Internal | 3/8" | 1.5 | 16IR1.5 TR | 16IL1.5 TR | 16 | 1.0 | 1.1 |
| | | | 2.0 | 16IR2 TR | 16IL2 TR | | 1.1 | 1.3 |
| 3.0 | | | 16IR3 TR | 16IL3 TR | 1.3 | | 1.5 | |
| 1/2" | | 4.0 | 22IR4 TR | 22IL4 TR | 22 | 1.7 | 1.9 | |
| | | 5.0 | 22IR5 TR | 22IL5 TR | | 2.1 | 2.5 | |
| | | 6.0 | 27IR6 TR | 27IL6 TR | | 27 | 2.2 | 2.6 |
| 7.0 | | 27IR7 TR | 27IL7 TR | 2.3 | 2.7 | | | |

● 订货举例: 16ER 1.5TR 100片
● Order example: 16ER 1.5TR 100PCS

螺纹切削进刀方式 Thread cutting feed way



垂直车螺纹方式
(径向进给)
Vertical thread
turning way
(radial feed)

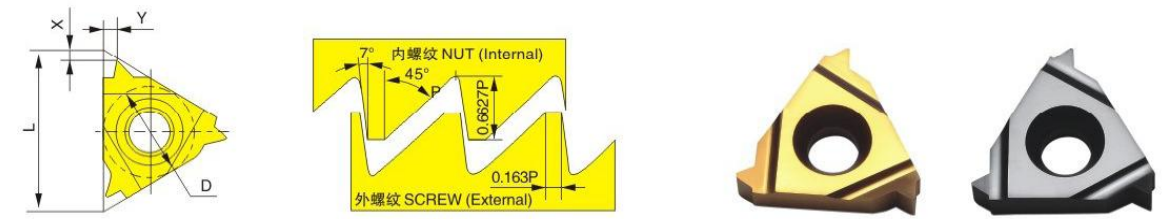
单边刃车螺纹
(侧向进给)
Unilateral blade
thread turning
(lateral feed)

单边刃修正车螺纹
(侧向进给)
Unilateral blade thread
turning correction
(lateral feed)

交叉车螺纹
(交替侧向进给)
Staggered
thread turning
(alternate lateral feed)

1-6. ABUT美制锯齿形螺纹刀片

(American buttress)



| | D | 加工螺距Pitch TPI | 刀片型号Designation | | 刀片尺寸Dimension | | |
|-----------------|------|------------------|--------------------|-------------------|---------------|-----|-----|
| | | | 右旋螺纹 Right hand | 左旋螺纹 Left hand | L | X | Y |
| 外螺纹 External | 1/4" | 20 | 11ER 20 ABUT | 11EL 20 ABUT | 11 | 1.0 | 1.4 |
| | | 16 | 11ER 16 ABUT | 11EL 16 ABUT | | 1.3 | 1.9 |
| | 3/8" | 20 | 16ER 20 ABUT | 16EL 20 ABUT | 16 | 1.0 | 1.4 |
| | | 16 | 16ER 16 ABUT | 16EL 16 ABUT | | 1.3 | 1.9 |
| | | 12 | 16ER 12 ABUT | 16EL 12 ABUT | | 1.4 | 2.0 |
| | | 10 | 16ER 10 ABUT | 16EL 10 ABUT | | 1.5 | 2.3 |
| 1/2" | 8 | 22ER 8 ABUT | 22EL 8 ABUT | 22 | 2.0 | 3.2 | |
| | 6 | 22IR 6 ABUT | 22IL 6 ABUT | | 2.2 | 3.5 | |
| 内螺纹 Internal | 1/4" | 20 | 11IR 20 ABUT | 11IL 20 ABUT | 11 | 1.0 | 1.4 |
| | | 16 | 11IR 16 ABUT | 11IL 16 ABUT | | 1.3 | 1.9 |
| | 3/8" | 20 | 16IR 20 ABUT | 16IL 20 ABUT | 16 | 1.0 | 1.4 |
| | | 16 | 16IR 16 ABUT | 16IL 16 ABUT | | 1.3 | 1.9 |
| | | 12 | 16IR 12 ABUT | 16IL 12 ABUT | | 1.4 | 2.0 |
| | | 10 | 16IR 10 ABUT | 16IL 10 ABUT | | 1.5 | 2.3 |
| | 1/2" | 8 | 22IR 8 ABUT | 22IL 8 ABUT | 22 | 2.0 | 3.2 |
| | | 6 | 22IR 6 ABUT | 22IL 6 ABUT | | 2.2 | 3.5 |

● 订货举例: 16ER 12ABUT 100片
● Order example: 16ER 12ABUT 100PCS